



UNITED NATIONS
PHILIPPINES



2025 RESULTS ► 2026 PROSPECTS

Member States briefing, 6 May 2026



Briefing outline

01

Welcome & opening remarks

- Department of Foreign Affairs

02

2025 results, 2026 prospects

- UN Philippines

03

Remarks & questions

- Member States

04

Closing

- UN RC Arnaud Peral

01

**WELCOME
REMARKS**

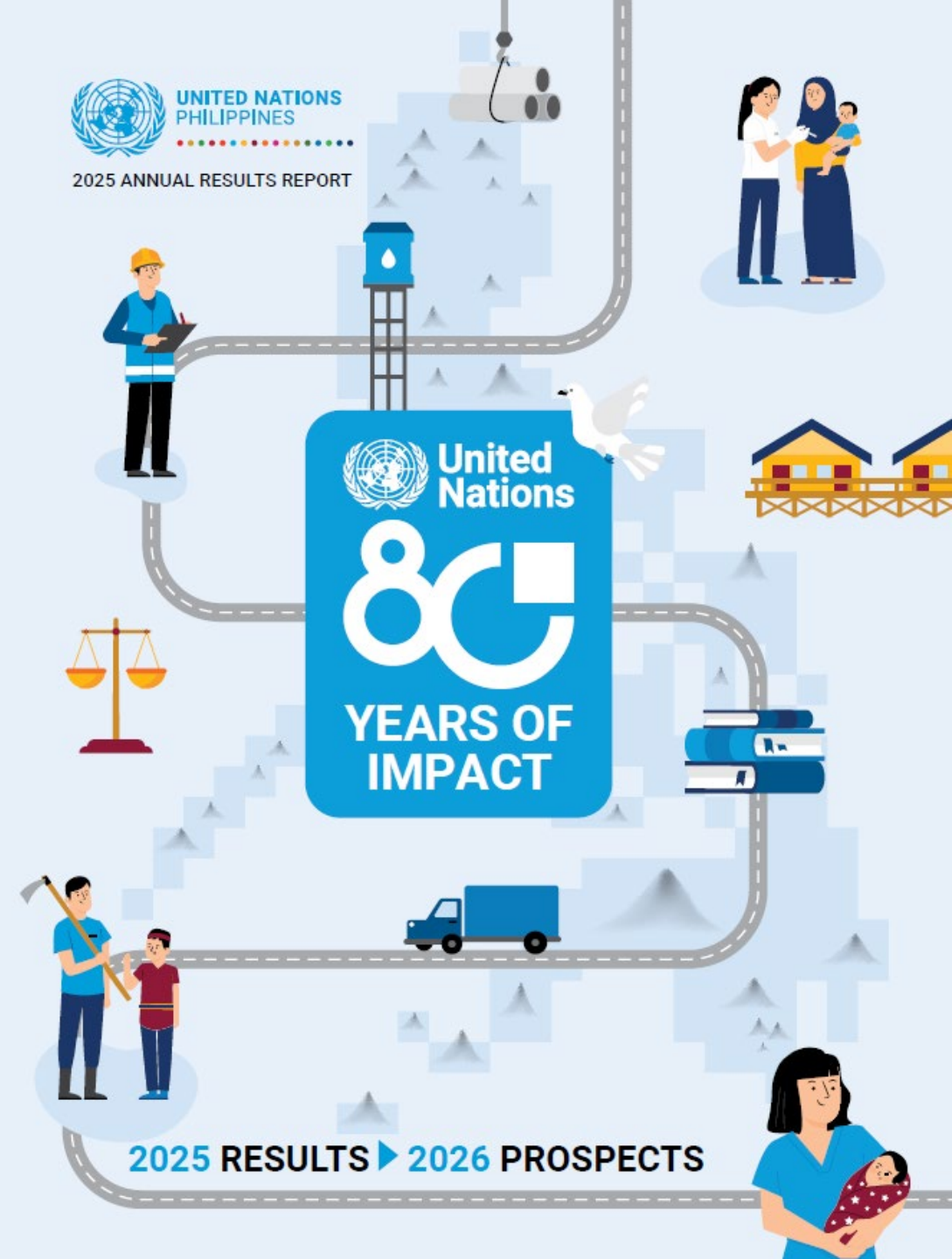
Maria Andrelita S. Austria

*Undersecretary, Department
of Foreign Affairs*


02

2025 RESULTS,
2026 PROSPECT

UNITED NATIONS
PHILIPPINES
2025 ANNUAL RESULTS REPORT



2025 RESULTS ► 2026 PROSPECTS



Health

2025

\$65.0
required

\$48.2
available

\$46.5
expenditure



2026

\$40.8
required

\$23.1
available



Key 2025 results

- ✓ UHC systems strengthened (*maternal mortality acceleration plan, PhilHealth reforms etc.*)
- ✓ Child/adolescent health improved (▲ *immunization coverage*, ▼ *teen births*)
- ✓ Access expanded, via AI-enabled diagnostics and mobile services.
- ✓ Health security reinforced (*NAPHS, surveillance pilots, pandemic preparedness*)

New 2026 work & priorities


- ✓ Strengthen UHC governance and primary health care delivery
- ✓ Enhance surveillance, preparedness, and One Health coordination
- ✓ Expand equitable access to essential health services
- ✓ Accelerate digital health and resilient supply systems

Key 2025 results

- ✓ National nutrition financing strengthened (*PPAN costing, PhilHealth SAM package*)
- ✓ Nutrition services scaled to children, mothers in 235 municipalities
- ✓ Supply chains modernized (*delivering nutrition commodities, ICT to LGUs*)
- ✓ BARMM nutrition governance enhanced (*local plans, workforce training*)

New 2026 work & priorities

- ✓ Scale high-impact nutrition interventions
- ✓ Strengthen national and BARMM nutrition systems
- ✓ Advance food environment and labelling reforms
- ✓ Improve access to affordable, nutritious diets



Nutrition & food security

2025

\$29.2 required
\$25.1 available

\$25.0 expenditure
99.6% delivery

2026

\$17.9 required
\$15.8 available




Key 2025 results

- ✓ Inclusive education institutionalized (*ECCD Law, increased ECE financing*)
- ✓ Learning outcomes supported (*via teacher incentives, SEF reforms*)
- ✓ Youth employability expanded (*via ALS micro-credentials, LEaP!*)
- ✓ Education equity advanced in BARMM (*ECCD, ALS, WASH in schools*)

New 2026 work & priorities

- ✓ Scale early childhood and foundational learning
- ✓ Expand inclusive and lifelong learning pathways
- ✓ Strengthen digital and alternative learning delivery
- ✓ Improve education system capacity and resilience



Education

2025

\$9.9
required

\$6.8
available

\$6.3
expenditure



2026

\$12.8
required

\$10.2
available



Key 2025 results

- ✓ Shock-responsive protection operationalized (*4Ps systems, AA*)
- ✓ Digital delivery strengthened (*via BARMM BDMS, FAST cash transfers*)
- ✓ Child protection laws harmonized (*revised protocols and CEFMU action plan*)
- ✓ Child-responsive governance scaled (*LGU capacity-building in BARMM*)

New 2026 work & priorities

- ✓ Expand adaptive social protection coverage
- ✓ Institutionalize anticipatory action mechanisms
- ✓ Strengthen child protection and legal identity systems
- ✓ Support self-reliance and inclusive livelihoods



Social & child protection

2025

\$31.3
required

\$26.3
available

\$24.9
expenditure

95%
delivery

2026

\$18.5
required

\$15.3
available



Key 2025 results

- ✓ Climate-resilient housing delivered, rehoming Sama Bajau families
- ✓ Integrated settlements, linking housing, WASH, livelihoods, energy
- ✓ Community-led governance, using family-level SDG monitoring
- ✓ Replication pathways initiated, with national housing/ IP agencies

New 2026 work & priorities

- ✓ Apply ecosystem-based, risk-informed planning in integrated area
- ✓ Strengthen climate-resilient housing systems
- ✓ Expand blue-green infrastructure and public spaces
- ✓ Scale circular and community-driven solutions



Housing

2025

\$0.3
required

\$0.3
available

\$0.1
expenditure

41%
delivery

2026

\$1.4
required

\$1.0
available




Key 2025 results

- ✓ Digital services expanded (e-gov platforms, Wi-Fi, & BARMM digital centres)
- ✓ Evidence-based policymaking (national evaluation, statistics systems)
- ✓ Child-responsive PFM mainstreamed (PEFA integration, LGU rollout)
- ✓ Democratic governance reinforced (elections, justice, and HRBA reforms)

New 2026 work & priorities

- ✓ Expand digital and e-governance systems in select sectors
- ✓ Institutionalize evaluation, evidence use across government
- ✓ Strengthen transparency, public financial management tools
- ✓ Mainstream gender- and child-responsive governance



Governance

2025

\$14.9
required

\$11.1
available

\$9.3
expenditure



2026

\$12.6
required

\$7.0
available



Key 2025 results

- ✓ Peacebuilding institutionalized in BARMM (*across ministries, local plans*)
- ✓ Normalization advanced (*JPST training, infrastructure, livelihoods*)
- ✓ IDP protection operationalized (*IDP Law operationalization, response systems*)
- ✓ Access to justice expanded, for conflict-affected communities.

New 2026 work & priorities

- ✓ Support implementation of peace agreements in BARMM
- ✓ Strengthen community security and policing nationwide
- ✓ Accelerate disarmament and reintegration
- ✓ Embed WPS commitments in development programming



Peace

2025

\$25.3
required

\$15.0
available

\$13.1
expenditure



2026

\$15.5
required

\$10.5
available



Key 2025 results

- ✓ Agrifood value chains modernized (Farmer Field Schools Regions II & III)
- ✓ Producers capacitated, across coffee, rubber, seaweed, fisheries.
- ✓ MSME digitalization scaled (training 4,700+ firms under Digital-PINAS)
- ✓ Trade & quality systems strengthened (via NQI, food safety reforms)

New 2026 work & priorities

- ✓ Scale digital, innovation-driven reforms for economic transformation
- ✓ Accelerate agriculture modernization, value chains
- ✓ Strengthen trade facilitation and quality infrastructure
- ✓ Support MSME competitiveness and inclusion



Economic transformation

2025

\$8.8
required

\$7.9
available

\$5.2
expenditure

66%
delivery

2026

\$10.2
required

\$4.5
available



Key 2025 results

- ✓ SDG-aligned investment pipelines developed (*Hand-in-Hand Initiative*)
- ✓ Sustainable finance capacity built (*SDG Venture Scaler, PEZA training*)
- ✓ Green transition investments supported (*EV Incentive Strategy etc.*)
- ✓ Environmental finance enabled (*for health waste and chemicals management*)

New 2026 work & priorities

- ✓ Develop bankable investment pipelines
- ✓ Scale blended finance and partnerships
- ✓ Strengthen private sector alignment with SDGs
- ✓ Invest in green infrastructure and MSMEs



Investment & financing

2025

\$16.6
required

\$11.8
available

\$11.2
expenditure

95%
delivery

2026

\$12.6
required

\$12.6
available



Key 2025 results

- ✓ Jobs transformation anchored (Trabaho Para sa Bayan Plan 2025–2034)
- ✓ Labour migration governance strengthened (employers, recruitment agencies)
- ✓ Jobs–social protection-just transition link advanced (Global Accelerator roadmap)
- ✓ Future-of-work readiness improved (AI Readiness Assessment...)

New 2026 work & priorities

- ✓ Operationalize key labour and employment reforms
- ✓ Strengthen skills development and employability
- ✓ Expand social protection for workers
- ✓ Improve labour migration governance



Decent work

2025

\$1.5
required

\$0.9
available

\$0.8
expenditure

84%
delivery

2026

\$1.4
required

\$0.6
available



Key 2025 results

- ✓ Reintegration supported in BARMM (*former combatants, communities*)
- ✓ Economic resilience strengthened (*IDPs through livelihoods and markets*)
- ✓ Women's economic empowerment (*gender-responsive workplace reforms*)
- ✓ Rights-based labour governance advanced (*freedom of association etc.*)

New 2026 work & priorities

- ✓ Scale reintegration, local economic recovery
- ✓ Strengthen legal identity, access to services
- ✓ Promote fair recruitment, worker protection
- ✓ Advance gender-responsive policies, including care economy



Inclusive economy

2025

\$2.6
required

\$2.3
available

\$2.0
expenditure

86%
delivery

2026

\$6.0
required

\$2.5
available



Key 2025 results

- ✓ Anticipatory action institutionalized (*Imminent Disaster Act*)
- ✓ Climate-resilient WASH expanded (*nationwide, in BARMM*)
- ✓ Risk-informed planning strengthened (*National Resilience Framework*)
- ✓ Women & youth leadership embedded in climate, DRR governance

New 2026 work & priorities

- ✓ Strengthen inclusive climate & disaster risk reduction governance
- ✓ Integrate risk data into planning and early action financing
- ✓ Scale resilient infrastructure, WASH, and livelihoods
- ✓ Strengthen LGU resilience, preparedness & financing access



**DRR,
WASH,
resilience**

2025

\$45.2 **\$37.7**
required *available*

\$27.9 **74%**
expenditure *delivery*

2026

\$51.9 **\$34.3**
required *available*



Key 2025 results

- ✓ Circular economy scaled, engaging 20 LGUs across value chains
- ✓ Private capital aligned with climate goals (*SEC sustainability reporting rules*)
- ✓ Carbon markets, green jobs advanced (*forest carbon roadmaps*)
- ✓ Clean energy transition supported (*offshore wind, BARMM energy plan*)

New 2026 work & priorities

- ✓ Support operationalization of NDCs, decarbonization priorities
- ✓ **Scale renewable energy, energy efficiency**
- ✓ Transform waste, resource management systems
- ✓ Strengthen chemicals, pollution governance



Circular economy

2025

\$13.9
required

\$10.1
available

\$7.8
expenditure

77%
delivery

2026

\$15.9
required

\$15.9
available





Key 2025 results

- ✓ Ecosystem restoration scaled (*across land, marine areas nationwide*)
- ✓ Nature-positive livelihoods integrated (*restoration-linked value chains*)
- ✓ Biodiversity finance mobilized (*₱16.6bn leveraged through BIOFIN*)
- ✓ Indigenous, community stewardship strengthened (*grants, Pos*)

New 2026 work & priorities

- ✓ Scale landscape, seascape conservation
- ✓ Strengthen biodiversity, natural resource governance
- ✓ Mobilize biodiversity, nature-based finance
- ✓ Empower Indigenous Peoples, community leadership

Biodiversity, NRM, agriculture

2025

\$23.4
required

\$20.3
available

\$9.0
expenditure

44%
delivery

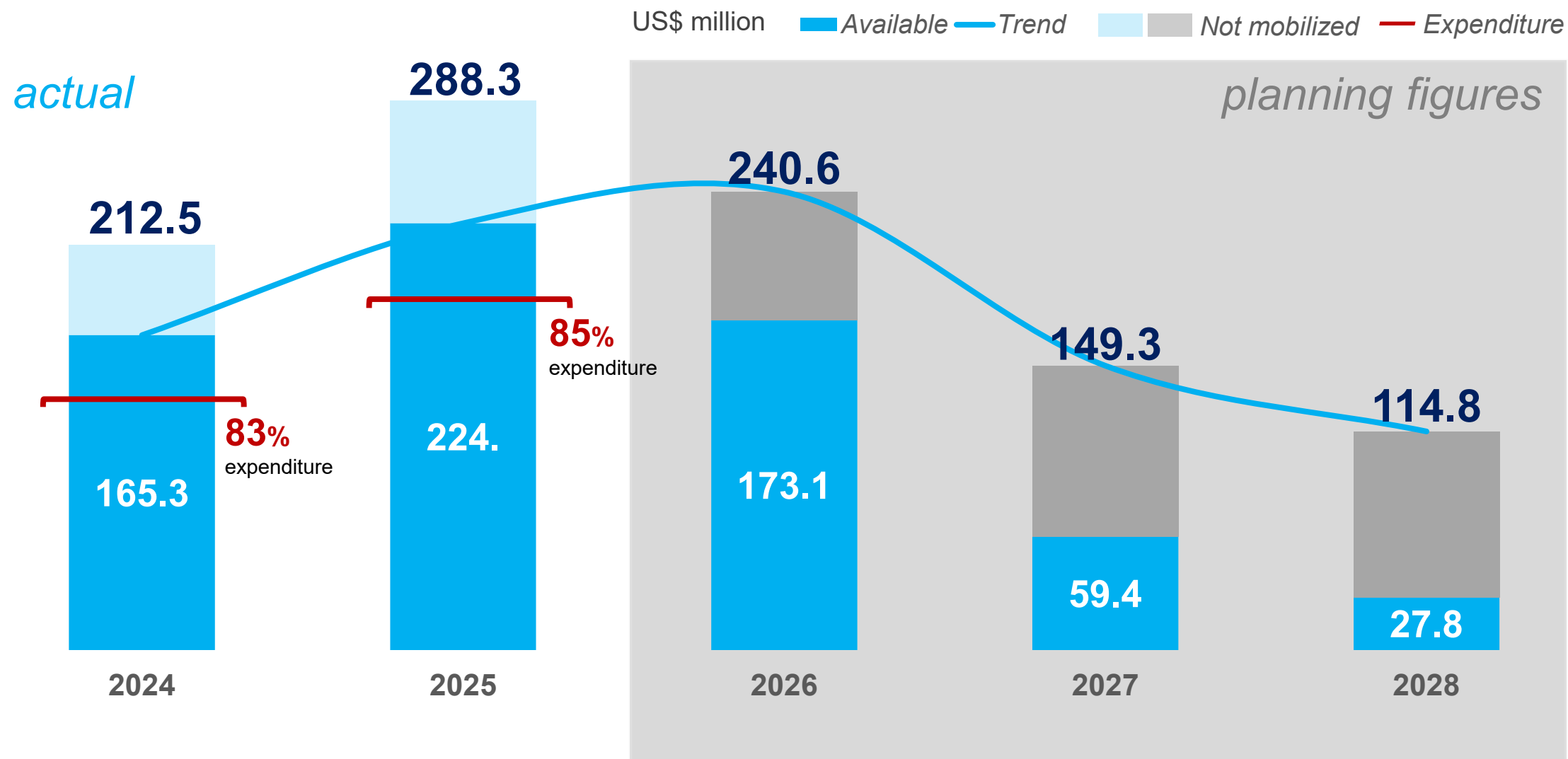
2026

\$23.1
required

\$20.3
available



CF resource landscape (in US\$ million)



Resources in 2025 / 2026 (in US\$ million)





















2025

end-of-year data

\$288 planned

\$224 available

\$189 used (85%)

\$ 49.9		\$ 2.1	
\$ 16.5		\$ 1.1	
\$ 16.2		\$ 0.9	
\$ 16.1		\$ 0.5	
\$ 11.5		\$ 0.3	
\$ 7.0		\$ 0.3	
\$ 6.7		\$ 0.3	
\$ 6.3		\$ 0.2	
\$ 4.5		\$ 0.1	
\$ 2.6		\$ 0.1	



2026

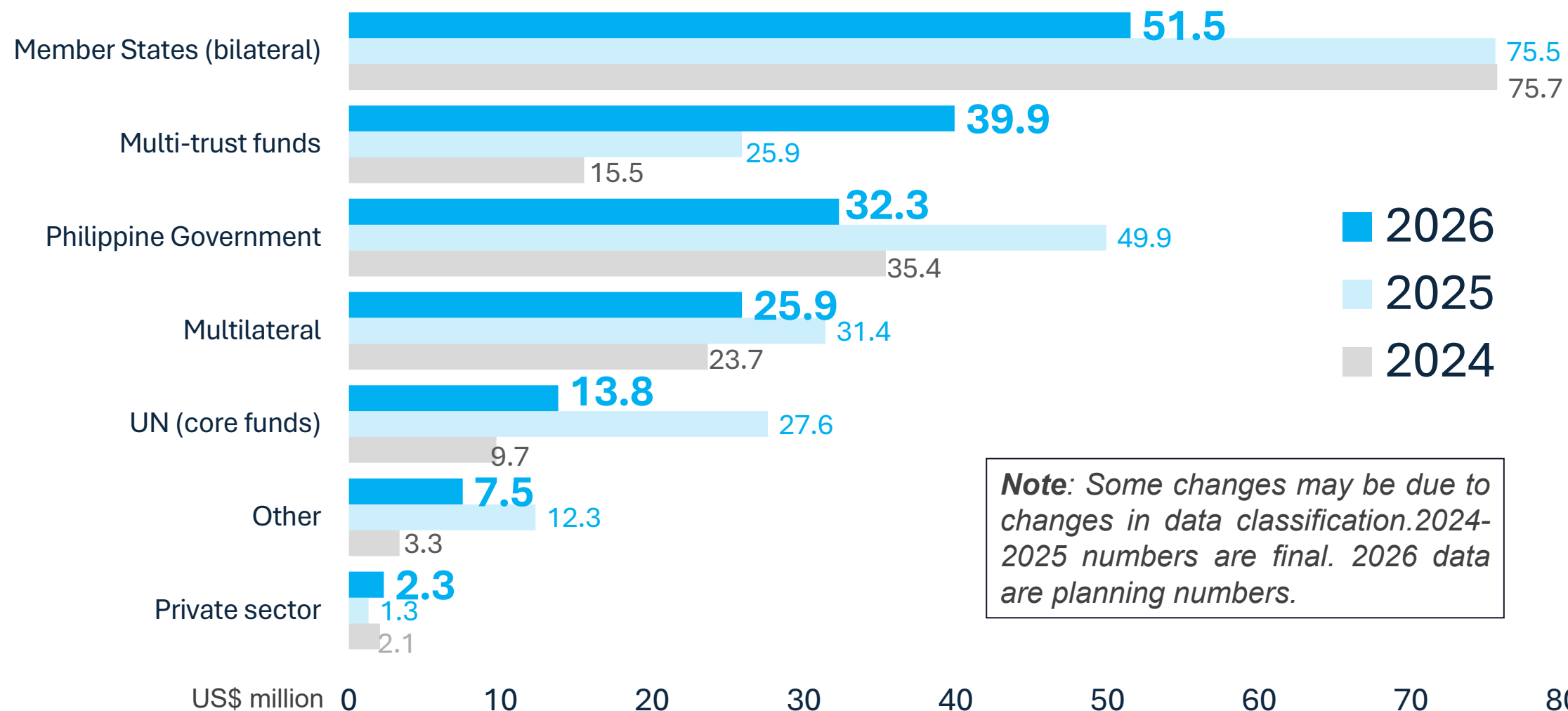
Q1 data

\$241 planned

\$173 available



Changing trends, reinforcing the Funding Compact



Note: Some changes may be due to changes in data classification. 2024-2025 numbers are final. 2026 data are planning numbers.

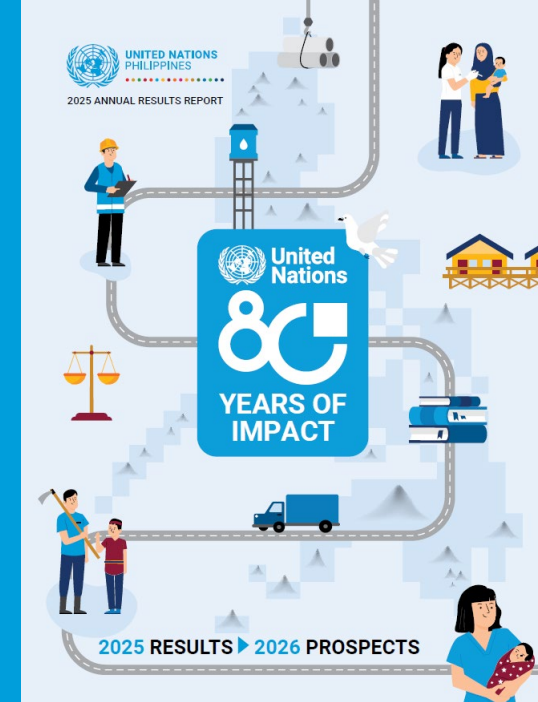
UN80 initiative

Progress Report and Next Steps (27 April 2026)



03

REMARKS & QUESTIONS



UNITED NATIONS PHILIPPINES
2025 ANNUAL RESULTS REPORT

FINAL Version 15 April 2026

Philippines 2024-2028 United Nations Sustainable Development Cooperation Framework

UN Philippines Joint Workplan (2026)

This UN Joint Workplan (JWP) outlines the UN Country Team's focus during the third year (2026) of implementation of the 2024-2028 United Nations Sustainable Development Cooperation Framework (CF) and provides an overview of the currently known CF portfolio until 2028.

1. Country Context.....	2
2. Workplan Summary.....	4
2.1 About the Joint Workplan 2026.....	4
2.2 Duration and monitoring.....	5
3. Outcome 1: Human capital development, inclusion, and resilience building.....	6
3.1 Overview table.....	6
3.2 Overview of priorities: social services' outputs (health, nutrition, education, social and child protection, housing).....	6
3.3 Overview of priorities: governance and peace.....	8
4. Outcome 2: Sustainable economic development, decent work, and innovation.....	12
4.1 Overview table.....	12
4.2 Overview of priorities.....	12
5. Outcome 3: Climate action, environmental sustainability and disaster resilience.....	18
5.1 Overview table.....	18
5.2 Overview of priorities.....	18
6. Resource Overview.....	23
6.1 2024-2028 funding.....	23
6.2 2026 funding.....	24
6.3 Implementation modality (2026).....	27
6.4 Promoting gender equality (2026).....	27
7. Annexes.....	28
7.1 Mapping of the 2026 JWP support to the Philippines 2026 National Budget.....	28
7.2 2026 UN JWP Risk Matrix.....	30
7.3 SDCF derivation status of most recent entity programming instruments.....	33
7.4 List of sub-outputs.....	34



The UN at Country Level

A practical guide
to the United Nations
Operational System



Schweizerische Eidgenossenschaft
Confédération suisse
Confederazione Svizzera
Confederaziun svizra

Swiss Confederation



UNITED NATIONS PHILIPPINES



04

**CLOSING
REMARKS**

Arnaud Peral

*United Nations
Resident Coordinator*



UNITED NATIONS PHILIPPINES



United Nations Sustainable Development Cooperation Framework 2024-2028



OUTCOME 1
Human capital development, inclusion, and resilience building

Output 1.1
Health



Output 1.2
Nutrition



Output 1.3
Education



Output 1.4
Social & child protection



Output 1.5
Housing & habitat



Output 1.6
Governance



Output 1.7
Peace



OUTCOME 2
Sustainable economic development, decent work & innovation

Output 2.1
Economic transformation



Output 2.2
Investment & financing



Output 2.3
Decent work




Output 2.4
Inclusive economy



Output 3.1
Disaster risk reduction, resilience & water, sanitation and hygiene



Output 3.2
Circular economy, low carbon development



Output 3.3
Biodiversity, natural resource management & agriculture



OUTCOME 3
Climate action, environmental sustainability & disaster-resilience

